

Product Catalog





ABOUT US

Ningbo Chohift Forklift Co., Ltd is a national high-tech enterprise, located in Ninghai, where is known as the base of pallet trucks production in China. Our company mainly produces series of electric pallet trucks, electric stackers, hand pallet trucks, lift tables and other material handling equipments.

Our company has a professional team with 24 years' rich experience of logistics equipment design and manufacture, and has got several patents of pallet trucks and electric products.

Under the leadership of Chairman Chu Guanghui, we insist on the tenet of "advanced technology, reputation first", take focus on enterprise brand and quality construction, strive to create a "first" leading team everywhere. We have advanced production equipments, perfect craft, more than 50 sets of advanced large intelligent equipments, and more than 10 sets of advanced special testing equipments; we adopt advanced international standards as the technical indexes of our products. Our advanced design ideas can rival the international first-class.

We have more than 100 staff, and 20 professional engineers and technicians, including 19 senior titles. With advanced management systems and software, we reduce intermediate links, and improve the work efficiency.

Our company has passed ISO9001:2008 quality system authentication, 4 categories, 20 series of products and more than 100 varieties, which are widely used in various places of modern logistics, most of them get CE and GS certification of TÜV AUSTRIA.

"Chohift" always follows the spirit of enterprise "Innovation for development, quality for survival", holds the service concept "production turns around sale, sale turns around the market". Meanwhile, we aim at the international high-end market, committed to fostering a superior brand, to be among the world's famous logistics warehousing equipment manufacturing industry.



www.chohift.com www.chohift.com.cn

" We met in CEMAT ASIA last year, I was attracted by their exquisite design at first sight, but what gives me deeper impression is the reliable quality after several cooperations "

— a customer from Thailand

" After comparison almost every booth here, I chose chohift finally, it turns out it is one of the most wise decision I ever made "

— a customer from Philippine

" I am here to visit our old partner, and going to see their new design products, they always give me surprise "

— a customer from AU

" We have cooperated so many years, there is nothing worrying about to cooperation with them, due to the reliable quality and excellent after-sale service "

— We are from Russia.



UNSHAKEN PURSUIT OF PERFECTION

Cholift always driven by the the concept of "Passionate Pursuit of Perfection".
Our mission is to meet the enormous challenges,
For our highly discerning customers, we provide first-class quality, top
technology, perfect feeling, and incomparable personalized service.
The spirit of innovation and dedication leads us to explore, to innovate, and to
surpass continuously.
We foresee the future!



Hand Pallet Truck

- | | |
|------------------------------|-------|
| — Standard Pallet Truck | 05-11 |
| — Malfunctional Pallet Truck | 12-15 |



Lift Table

- | | |
|------------------------|-------|
| — Hydraulic Lift Table | 16-17 |
| — Electric Lift Table | 18-19 |



Hand/Semi-Electric Stacker

- | | |
|-------------------------|-------|
| — Hand Stacker | 20-24 |
| — Semi-Electric Stacker | 25-26 |



Full-Electric Truck

- | | |
|------------------------------|-------|
| — Full Electric Pallet truck | 27-30 |
| — Full Electric Reel truck | 29-30 |



Full-Electric Stacker

- | | |
|-------------------------------|-------|
| — Full Electric Stacker | 31-34 |
| — Full Electric Reach Stacker | 35-36 |
| — Counter Balance Stacker | 37-38 |



Arial Working Platform

- | | |
|--------------------------|-------|
| — Arial Working Platform | 41-43 |
| — Order Picker | 44 |




BASED ON SINCERITY

诚信立足

INNOVATION CREATES FUTURE

创新致远





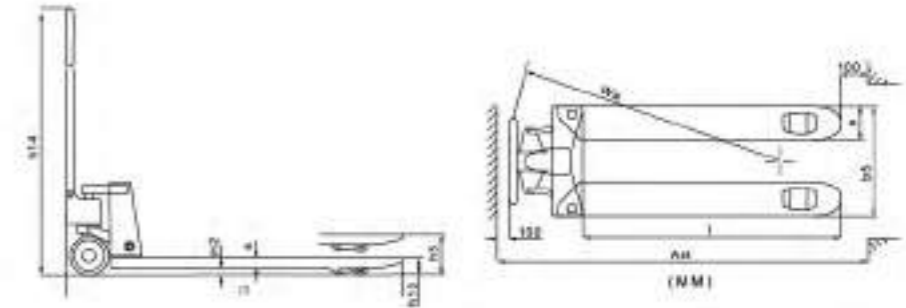
SBA Hand pallet truck

INNOVATION DESIGN

>Reduce maintenance cost >Improve working efficiency >Increase truck service life

- High reliability, suitable for a variety of environments. It can be used for 3~5years under normal maintenance.
- The first design of forging & casting integral pump, which prevents any loosening and leakage.
- High-strength alloy steel carefully rafted, increased loading capacity.
- Set the active safety valve to prevent overloading of operation.
- 54mm fork thickness ensures high capacity.

Model		SBA		
Load capacity/rated load	Q(kg)	2500	3000	3500
Load centre distance	c(mm)	500	500	500
Steering wheel	mm	Φ180*50	Φ180*50	Φ180*50
Fork wheel single	mm	Φ80*93/Φ74*93	Φ80*93/Φ74*93	Φ80*93/Φ74*93
Fork wheel tandem	mm	Φ80*70/Φ74*70	Φ80*70/Φ74*70	Φ80*70/Φ74*70
Lifting height	h_2 (mm)	200/190	200/190	200/190
Lowered height	h_{12} (mm)	85/75	85/75	85/75
Overall length	l_1 (mm)	1534/1604	1534/1604	1534/1604
Fork dimensions	$s/e/l$	54/160/1150	54/160/1150	54/160/1150
Distance between fork-arms	b_2 (mm)	520/550/685	520/550/685	520/550/685
Turning radius	W_0 (mm)	1249/1319	1249/1319	1249/1319

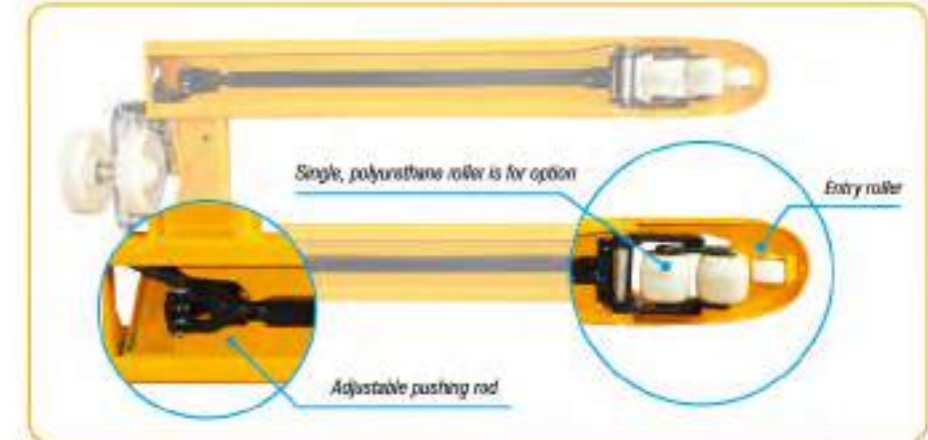


type 2 pump

Pump Option



Optimized round fork tips ensures easy operation;
54mm fork thickness ensures high capacity;
Curve design on the fork tips help pallets entry in/out.



- With overloading safety valve.
- Chrome plate piston.
- Different fork length are available.
- Fork frame "C" piece design ensure high capacity.
- Option: rubber wheel, nylon wheel, polyurethane wheel.



SBA-E2

Hand pallet truck

- Galvanized pump & base, with leaking proof design.
- With overloading safety valve.



SBA50

Heavy duty pallet truck

- Capacity **5000kg**.
- Strengthened forks for a realible quality.
- 5mm thickness high rigidity steel plate.



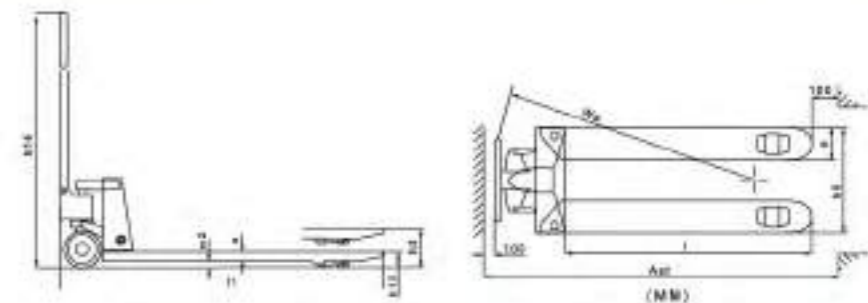
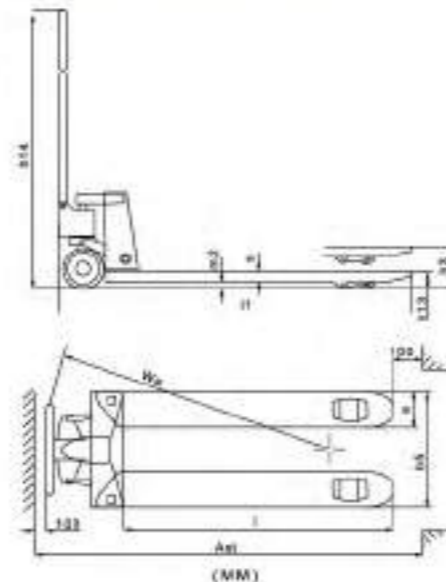
SBA-E

Hand pallet truck

Casting pump, with leaking proof design.

Galvanized pump for option

Model	SBA-F (SBA-E2)	
Load capacity/rated load	Q(kg)	2500 3000
Load centre distance	c(mm)	500 500
Steering wheel	mm	Φ180*50 Φ180*50
Fork wheel single	mm	Φ70*60 Φ70*60
Fork wheel tandem		Φ70*80 Φ70*80
Lifting height	h_2 (mm)	190 190
Lowered height	h_{L3} (mm)	75 75
Overall length	l_1 (mm)	1534/1604 1534/1604
Fork dimensions	s/e/l	54/150/1150 54/150/1150
Distance between fork-arms	b_2 (mm)	520/550/685 520/550/685
Turning radius	W_0 (mm)	1249/1319 1249/1319



Model	SBA50	
Load capacity	Q(kg)	5000 5000
Load centre distance	c(mm)	500 500
Tyre size, front	mm	Φ200 Φ200
Tyre size, rear	mm	Φ80 Φ80
Lifting height	h_2 (mm)	207 207
Lowered fork height	h_{L3} (mm)	88 88
Overall length	l_1 (mm)	1620 1620
Fork dimensions	s/e/l	57/160/1220 57/160/1150
Distance between fork-arms	b_2 (mm)	685 550
Net weight	kg	110 110



SBA-D20

Hand pallet truck

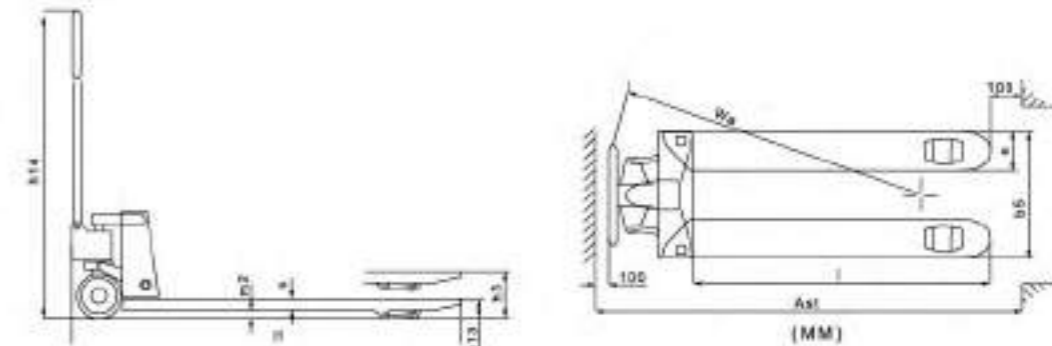
- Welding pump, with leaking proof desing.
- With overloading safety valve.
- Chrome plate piston.
- Different fork length are available.
- Option: rubber wheel, nylon wheel, polyurethane wheel.

Smart
2000KG



* End user from Thailand

Optimized round fork tips ensures easy operation;
54mm fork thickness ensures high capacity;
Curve design on the fork tips help pallets entry in/out.



- **Lowering position:**
pull up the finger tip control handle to lower the truck.
- **Neutral position:**
stay the position during move.
- **Lifting position:**
pull down the tip control, press the pump to raise the truck.

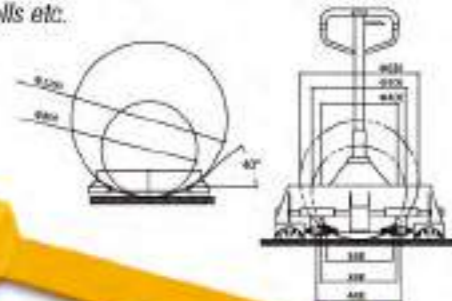


Model	SBA-D20	
Load capacity/rated load	Q(kg)	2000
Load centre distance	c(mm)	500
Net weight	kg	55-65
Tyre size,front	mm	Φ160*50
Tyre size rear	mm	Φ70*60
Lifting height	A_{12} (mm)	190
Height of tiller in drive position min./max.	A_{14} (mm)	1234/1224
Lowered height	A_{13} (mm)	75
Fork dimensions	s/e/l	54/150/1150
Distance between fork-arms	b_2 (mm)	520/550/685
Aisle width for pallets 1000x1200 crossways	A_{17} (mm)	1730/1800
Aisle width for pallets 800x1200 lengthways	A_{18} (mm)	1780/1800

SBJ

Reel pallet truck

- Ergonomically designed handle with rubber grip, used for move reels, cable drums, coils, rolls etc.



SBA-T

Traverse pallet truck

- Designed for moving long loads down narrow aisles.
- Traverse movement effects when the fork height up to 180mm, and turn the handle by an angle of 90 degrees.
- Traverse movement provides more flexibility and convenience of applications as condition changes.



SBB

Pallet truck with brake

- Brake system can have the pallet trucks stop on the slope.
- Make a wider application for the hand pallet truck.



SBA-L

Low profile pallet truck

- Special size pallet truck can be produced as per customer's request.



Model		SBJ	SBA-T	SBB	SBA-152	SBA-160
Load capacity/rated load	Q(kg)	2000	2500	2500	1500	2000
Load centre distance	c(mm)	500	500	500	500	500
Tyre size, front	mm	Φ180*50	Φ180*50	Φ180*50	Φ150	Φ150
Tyre size rear	mm	Φ80*70/Φ74*70	Φ80*93/Φ74*93	Φ80*70/Φ74*70	Φ50	Φ58
Lifting height	h_1 (mm)	200/190	200/190	200/190	157	150
Lowered fork height	h_{11} (mm)	85/75	85/75	85/75	52	60
Overall length	l_1 (mm)	1534/1604	1534/1604	1534/1604	1547/1617	1547/1617
Fork dimensions	s/e/l	54/160/1150	54/160/1150	1150	1150/1220	1150/1220
Distance between fork-arms	b_2 (mm)	1000	520/550/685	520/550/685	550/685	550/685
Bale Diameter	mm	Φ800~1200	-	-	-	-

SBC

Scale Pallet Truck

- Weighing function key: zero, tare, clear and calibration.
- Tolerance: $\pm 0.2\%$.
- Built-in charger.
- Dry battery or rechargeable battery.

SBC-A with printer.
SBC-B without printer.



SBC-A



SBC-B

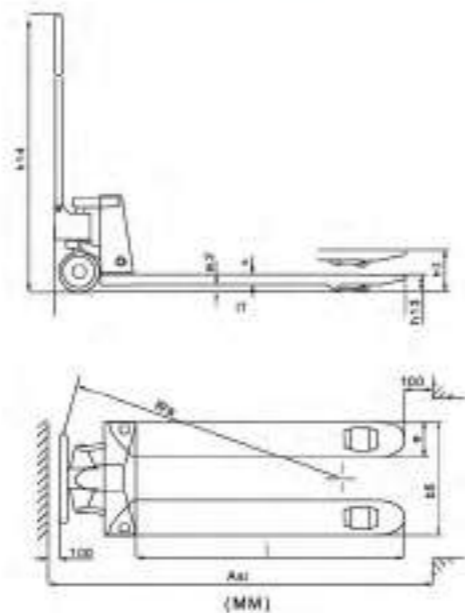
Model		SBC-A	SBC-B
Capacity	kg	2000	2000
Min.fork height	h_{11} (mm)	80	80
Max.fork height	h_1 (mm)	200	200
Steering wheel	mm	Φ180X50	Φ180X50
Load roller	mm	Φ70X70	Φ70X70
Width overall forks	b_2 (mm)	540x1150/685x1220	540x1150/685x1220
Fork length	mm	1150/1220	1150/1220
Overall length	l_1 (mm)	1568	1568
Battery	V/Ah	6/7.2	6/7.2
Net weight	kg	100	105



SBK

Super wide pallet truck

- Different fork size can be produced according to customer request. Max. fork length reach 3000mm.



800~1200mm



SBA-G

Galvanized pallet truck

- Ideal for wet and cold warehouse.
- Standard with nylon wheels.
- With press relief valve and overloading valve.



SBA-S

Stainless steel pallet truck

- Ideal for food, chemical, pharmaceutical.
- Enclosed fork tips.
- With press relief valve and overloading valve.

Model		SBA-G	SBA-S	SBK
Load capacity/rated load	Q(kg)	2500/3000	2500	2500
Load centre distance	c(mm)	500	500	500
Net weight	kg	70-80	65-80	80-120
Tyre size, front	mm	Φ180*50	Φ180*50	Φ180*50
Tyre size, rear	mm	Φ80*70/Φ74*70	Φ80*70/Φ74*70	Φ80*70/Φ74*70
Lifting height	h_2 (mm)	200/190	200/190	200/190
Lowered height	h_1 (mm)	85/75	85/75	85/75
Overall length	l_1 (mm)	1534/1604	1534/1604	1534/1604
Fork dimensions	s/e/l	54/160/1150	45/160/1150	54/160/1150
Distance between fork-arms	b_1 (mm)	520/550/685	520/550/685	800/1000/1200
Turning radius	W_1 (mm)	1249/1319	1266/1334	-



HLT1C

High Lift Scissor Truck

Single Piston

- Supporting legs and adjustable stabilizers extended to the floor automatically when the forks reach a height of 420mm, to ensure the max. stability.
- With quick lift function when loading below 150kg.

- The descending speed always keeps same regardless the truck with or without loading, which prevents cargo damage from fast descending.
- Capacity: 1000kg / 1500kg.



Option Handle

Model		HLT1C	HLT1	HLT1.5
Rated Capacity	kg	1000	1000	1500
Min./Max. Fork Height	mm	85/800	85/800	85/800
Fork Width	mm	540	680	520
Fork Length	mm	1150	1150	1140
Packing 4pcs/pallet	cm	214×62×111	214×76×111	193×58×72



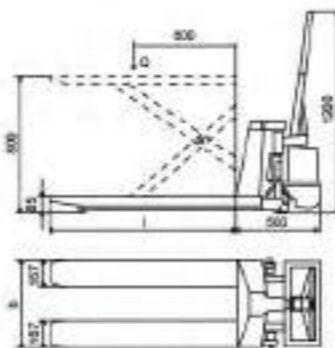
Double Piston

DGB

High Lift Scissor Truck



- Battery lift.
- Overload protection.
- Steering wheel and fork rollers : Nylon and PU for option.



Model	DGB		
Rated Capacity	kg	1000	1500
Min./Max. Fork Height	mm	85/800	85/800
Fork Width	b(mm)	520/680	520/680
Fork Length	l(mm)	1140	1170
Battery	(V)(Ah)	12/66	12/66
Charger (input/output)	V	220 ~ 240/12	220 ~ 240/12
Net Weight	kg	135/142	149/157



DPS 350

Electric Lift Table

Model	DPS350	
Rated capacity	kg	350
Max. lift height	h12(mm)	1320
Min. height of table	h13(mm)	405
Lifting height	h3(mm)	915
Table size	l x b5 x s(mm)	910x500x56
Motor power	kw	0.8
Lifting speed	s	<15
Lowering speed	s	15
Service weight	kg	150
Carton size	mm	1240x540x450

DGB1SE

Full Electric Skid Lifter

- Battery lift and battery move.
- Manual, Semi-electric model for option.
- combined function of pallet truck and lift table.



Model	DGB1SE		
Max. Capacity	kg	1000	1000
Min. Height	mm	85	85
Max. Height	mm	830	830
Fork Length	mm	1115	1115
Fork Width	mm	520	680
Front Wheel Size	mm	φ75x75	φ75x75
Driving Wheel Size	mm	φ220x70	φ220x70
Driving Wheel		DV24V/0.4Kw	DV24V/0.4Kw
Power Pack		DC24V/0.8Kw	DC24V/0.8Kw
Charger		DC24/8A	DC24/8A
Battery		2x12V/60Ah	2x12V/60Ah
Brake		Electromagnetic brake	Electromagnetic brake
Product Dimension	mm	1280x525x1270	1280x691x1270
Net Weight	kg	221	25



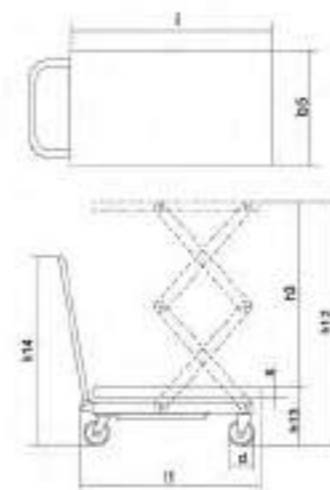
Control Handle



Driving Wheel

SPS Manual Lift Table

150/350/800

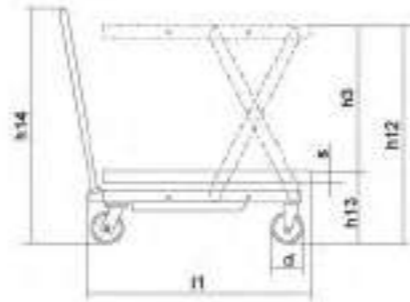


Model	SPS150	SPS350	SPS800	
Rated capacity	kg	150	350	800
Max. lift height	h12(mm)	1100	1300	1500
Min. height of table	h13(mm)	302	350	475
Lifting height	h3(mm)	798	950	1025
Table size	l x b5 x s(mm)	700x450x35	910x500x52	1220x610x60
Foot pedal cycles to max height		<30	<60	<70
Service weight	kg	64	105	172
Carton size	mm	860x485x300	985x510x350	1370x645x470



SPA Lift Table 150/300/500

- High quality hydraulic ensures reliable long life.
- Designed as per CE requirements.



- With protection bracket and brakes on rear wheel.
- With overload protection.

SJZ Full Electric Lift Table

- Red emergency button to ensure safety option.
- With voltmeter design.
- With overload protection.
- Meeting CE standard.

Option Handle



Handle 1



Handle 2



SPA Lift Table 1000/1500



- Option for the board

SPK 1000 Lift Table



ALT Aluminum Lift Table

- Smart lift table.
- portability design, easy to carry.



Model		SPA150	SPA300/500	SPA1000	SPA1500	SPK1000
Rated capacity	kg	150	300/500	1000	1500	1000
Max. lift height	h12(mm)	740	900	1000	1000	1000
Min. height of table	h13(mm)	225	340	420	420	425
Lifting height	h3(mm)	515	560	620	580	575
Table size	l x b x s (mm)	740 x 450 x 35	855 x 500 x 50	1000 x 510 x 55	1220 x 610 x 60	1200 x 800 x 55
Foot pedal cycles to max height		≤ 25	≤ 32/≤ 45	≤ 55	≤ 70	≤ 55
Service weight	kg	44	82/87	115	135	135
Carton size	mm	860 x 485 x 300	985 x 510 x 350	1170 x 520 x 420	1420 x 625 x 420	1400 x 810 x 430

Model		SJZ (Double Scissor)	SJZ (Double Scissor)	SJZ (Single Scissor)	ALT100
Max. Capacity	kg	500	800	1000	100
Platform Size LxW	mm	1020x610	1020x610	1020x610	700x450
Min./Max. Height	mm	470/1720	470/1720	470/1000	265/755
Lifting Speed	mm/s	50-100	50-100	50-100	-
Lowering Speed	mm/s	≤ 150	≤ 150	≤ 150	-
Wheel Size	mm	Φ180x50	Φ180x50	Φ180x50	Φ100
Motor Working Voltage	V	24	24	24	-
Battery Capacity	Ah	60	60	60	-
Charger Output Voltage Current	V/A	24V/8A	24V/8A	24V/8A	-
Net Weight	kg	225	235	210	23



Double Scissor

DGS Stationary Lift Table 1001/2001/4001

- High-strength materials, sturdy structure.
- Installed with safety bar device.
- With overload protection.
- Meeting CE standard.



Single Scissor

DG Stationary Lift Table 1001/2001/4001

Model		DG1001	DG2001	DG4001	DGS1001	DGS2001	DGS4001
Rated capacity	kg	1000	2000	4000	1000	2000	4000
Max. lift height	mm	900	1000	1050	1780	1780	2050
Min. height of table	mm	205	230	240	305	360	400
Table size	mm	1300×850	1300×850	1700×1200	1300×850	1300×850	1700×1200
Service weight	kg	200	235	375	210	295	520
Base size	mm	1250×785	1250×785	1600×900	1250×785	1250×785	1600×900
Rise time	S	20-25	20-25	30-40	35-45	35-45	55-65
Electrical source parameter	V/Hz	380V/50Hz	380V/50Hz	380V/50Hz	380V/50Hz	380V/50Hz	380V/50Hz

SDA-S Hand Stacker of Straddle Legs

- C-steel ensures high capacity, rigidity.
- Oil leaking-proof pump, 2 years warranty.
- 180mm big steering wheel desing.



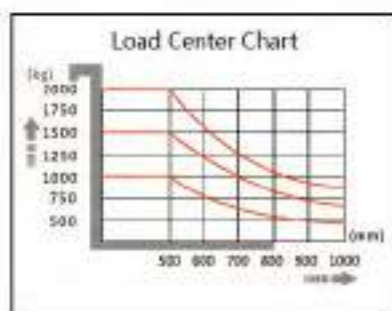
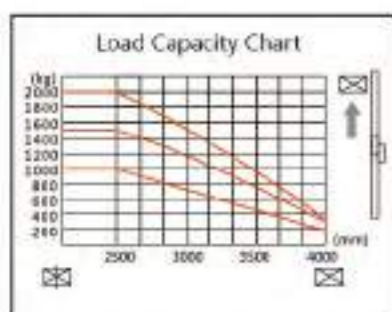
Adjustable Straddle Legs

Model		SDAS10	SDAS15	SDAS20
Rated capacity	Q(kg)	1000	1500	2000
Load center	C(mm)	500	400	400
Front wheel	mm	Φ80x70	Φ80x70	Φ80x70
Rear wheel	mm	Φ180x50	Φ180x50	Φ180x50
Lifting height	H (mm)	1600/2500/3000	1600/2500/3000	1600
Fork lowered height	mm	70	70	70
Fork length	L (mm)	900/1070/1150	900/1070/1150	900/1070/1150
Overall length	A(mm)	1280	1280	1280
Most lowered height	H2(mm)	2080/1830/2080	2080/1830/2080	2080/1830/2080

SDA Hand Stacker

Reliable performance with easy maintenance

- High quality mast steel ensures rigidity, durability.
- Integral pump, which prevents loosening, leak-proof.
- High efficiency pump, operating lighter, more comfortable.
- Lifting speed keeps smooth regardless of loading weight, which is safe to use.



Single mast

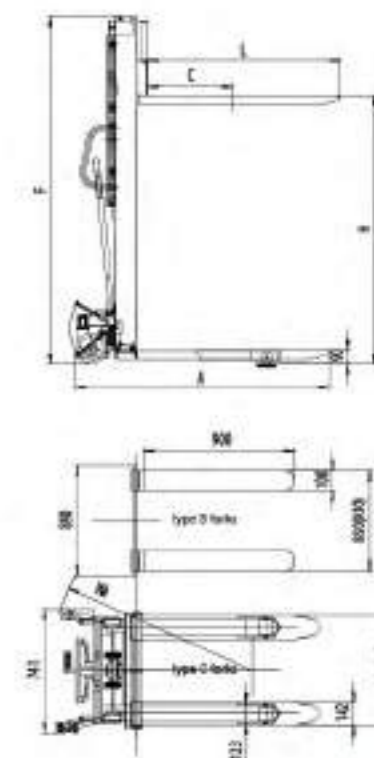
SDA1016



Double mast

SDA1025/SDA1030

- The stacker can be lifted by handle or foot pedal.
- Hand control valve provides control convenience.
- Set the active safety valve to prevent overloading of use.
- Maintenance-free design, ensures security, reduces service cost.



Model		SDA1016	SDA1516	SDA2016	SDA1025	SDA1030	SDA1525	SDA1530
Capacity	Q(kg)	1000	1500	2000	1000	1000	1500	1500
Load center	C(mm)	500	400	400	500	500	400	400
Service weight	kg	250	270	290	290	316	310	336
Lowered mast height	h1(mm)	2080	2080	2080	1830	2080	1830	2080
Lifting height	h3(mm)	1600	1600	1600	2500	3000	2500	3000
Overall height	h4(mm)	2080	2080	2080	3080	3080	3580	3580
Fork lowered height	h13(mm)	90	90	90	90	90	90	90
Ground Clearance	m1	25	25	25	25	25	25	25
Turning radius	Wa(mm)	1200	1200	1200	1200	1200	1200	1200
Lifting speed with/without load	mm/stroke	9.5/10.5	9.5/10.5	9.5/10.5	9.5/10.5	9.5/10.5	9.5/10.5	9.5/10.5
Falling speed with/without load	mm/s	Hand control						

QBAH

Electric Pallet Truck

Power Steering
EYE-TECH

Side Battery

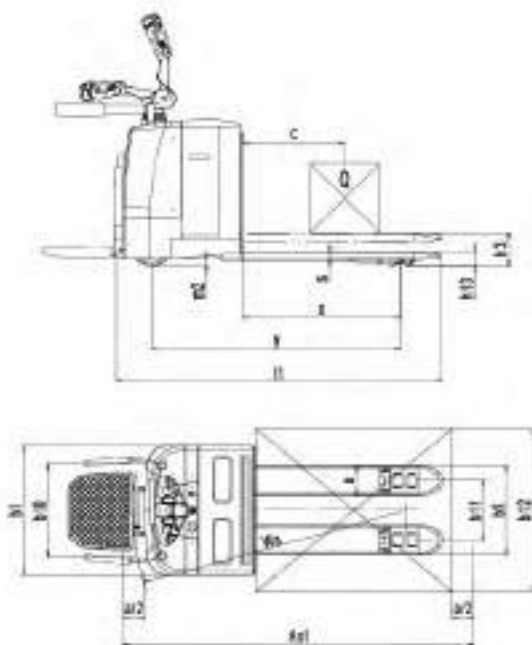


Ride-on Pallet Truck

Capacity: 2000/2500/3000kg

- AC drive motor.
- Vertical drive wheel design.
- With EPS system.
- Heavy duty capacity design.
- Curtis controller.
- Free handle.
- ZF transmission for option.

Model	QBAH系列	
Load capacity	Q(kg)	2000/2500/3000
Load center	c(mm)	500
Weight with battery	kg	800/870/960
Wheel size, front	mm	Φ250/75
Wheel size, rear	mm	Φ60/70
Additional wheel	mm	Φ115x50
Wheel number(x=drive wheel)		1x+2/4
Thread, front	b ₁₀ (mm)	560
Thread, rear	b ₁₃ (mm)	185/500
Max. lifting height	h ₃ (mm)	120
Collapsed height	h ₁₃ (mm)	80-85
Overall length	l1(mm)	1990
Overall width	b ₁ (mm)	750
Fork dimensions	s/e/l(mm)	60/185/1150
Width over forks	b ₅ (mm)	570/685
Ground clearance, center of wheelbase	m ₂ (mm)	30
Turning radius	W ₂ (mm)	1730
Travel speed, laden/unladen	Km/h	6/6
Max. G radient performance, laden/unladen	%	8/10
Service brake		regenerative brake
Drive motor power	kW	1.5
Lifting motor power	kW	2.0/2.2
Battery voltage / nominal capacity	V/Ah	24/210 24/270
Battery weight	kg	190/260
Battery size (L × W × H)	mm	790x212x630
Steering		power steering



QBA15

1500kg Electric Pallet Truck

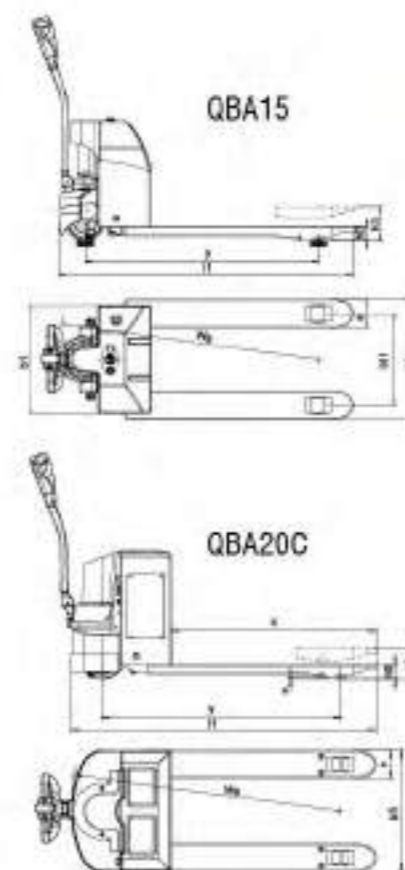
- Smart design, easy pass in narrow pathway.
- High efficiency with low price.
- Low maintenance structure.
- High reliability in quality, with 18 month warranty.



QBA20C

2000kg Electric Pallet Truck

- AC drive system, long battery service.
- Emergency power off ensures operation safety.
- Vertical motor gives smaller turning radius and easy maintenance.
- With creep speed control function.



型号		QBA15	QBA20C
Load capacity	Q(kg)	1500	2000
Load center	c	500	590
Weight with battery	kg	210	360
Wheel size, front	mm	Φ210 × 70	Φ250 × 75
Wheel size, rear	mm	Φ80 × 93 / Φ80 × 93	Φ80 × 93 / Φ80 × 70
Wheel number(x=drive wheel)		1x+2/4	1x+2/4
Thread, front	b ₁₀ (mm)	413	557
Thread, rear	b ₁₃ (mm)	518	635
Max. lifting height	h ₃ (mm)	195	195
Collapsed height	h ₁₃ (mm)	80	85
Overall length	l1 (mm)	1670	1710
Overall width	b1 (mm)	480	685
Fork dimensions	s/e/l (mm)	53/160/1150	53/160/1150
Width over forks	b5 (mm)	550/685	550/685
Turning radius	W ₂ (mm)	1470	1510
Travel speed, laden/unladen	Km/h	3.5/4	3.5/4
Max. G radient performance, laden/unladen	%	3/10	4/16
Service brake		电池-再生制动	电池-再生制动
Drive motor power	kW	0.75	1.2
Lifting motor power	kW	0.8	0.8
Battery voltage / nominal capacity	V/Ah	24/75	24/120
Battery weight	kg	24 × 2	39.1 × 2
Battery size (L × W × H)	mm	200 × 170 × 230	406 × 176 × 233

QBA

Electric Pallet Truck

Cholift offers a wide range of option with satisfied warehouse solution as always.

Ride-on Pallet Truck

Capacity: 2000kg

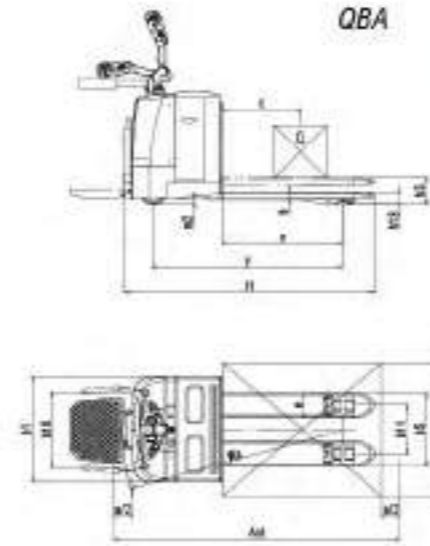


Power Steering
SYSTEM

QBA20Z

Electric Reel Pallet Truck

Unique fork design specifically for handling reel goods, which can effectively prevent the cargo from rolling. Easy to use, saves time and effort, is the ideal tool for moving heavy equipment.



Precision electronic limit switches, control of the maximum lifting height, to prevent damage to the motor.

Truck circuit lines in nylon casing, wiring clean and corrosion-resistant, oil resistant, abrasion resistant.

The design of integrated micro-switches, easy for replacement.

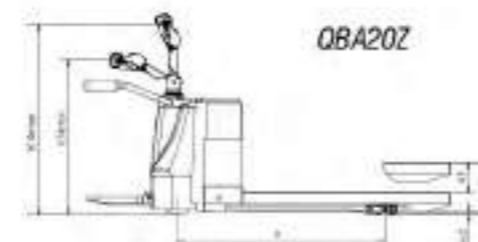
Display with hour time and battery status, to remind the operator to charge battery in time.

Controller self-diagnosis system, make troubleshooting easier.

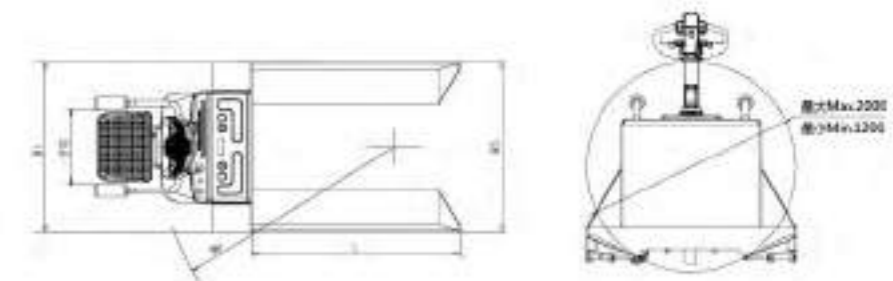
Emergency reverse switch.

Emergency power-off disconnect.

Ergonomic design of the German Frei handle for easy operation, reliable quality.



Model		QBA	QBA20Z
Load capacity	Q(kg)	2000	2000
Load center	c(mm)	600	700
Weight with battery	kg	700/730	930
Wheel Size, Front Wheel	mm	Φ248/75	Φ248×75
Wheel Size, Rear Wheel	mm	Φ80×80	Φ80×80
Additional wheel	mm	Φ115×50	Φ115×50
Wheel numbers (z = drive wheel)		1x+2/4	1x+2/4
Thread, Front	Φ ₂ (mm)	560	1040
Thread, Rear	Φ ₁ (mm)	385/500	391/525
Max. Lifting Height	h ₂ (mm)	120	100
Collapsed Height	h ₁ (mm)	85	170
Overall Length	l ₁ (mm)	1900	2300
Overall Width	b ₁ (mm)	815	1200
Fork dimensions	S/p/(mm)	57×160×1150	—
Width over forks	b ₂ (mm)	550/585	1200
Ground Clearance, center of wheelbase	m ₁ (mm)	30	20
Turning Radius	R ₁ (mm)	1720	1020
Travel Speed, laden/unladen	Km/h	6/6	6-6
Lift Speed, laden/unladen	m/s	0.06/0.08	0.06/0.08
Lower Speed, laden/unladen	m/s	0.06/0.05	0.06/0.045
Max. 0 radian Performance, laden/unladen	%	8/10	5/8
Service Brake		Regenerative brake	
Drive motor power	kW	1.5	1.5
Lifting motor power	kW	2.0	2
Battery Voltage / nominal capacity	V/Ah	24/210	24/210
Battery Weight	Kg	190/230	230
Steering		Power steering	
Noise Level of Operator's Ear, according to DIN12051		70	70



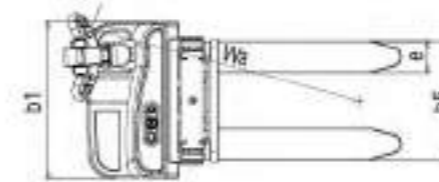
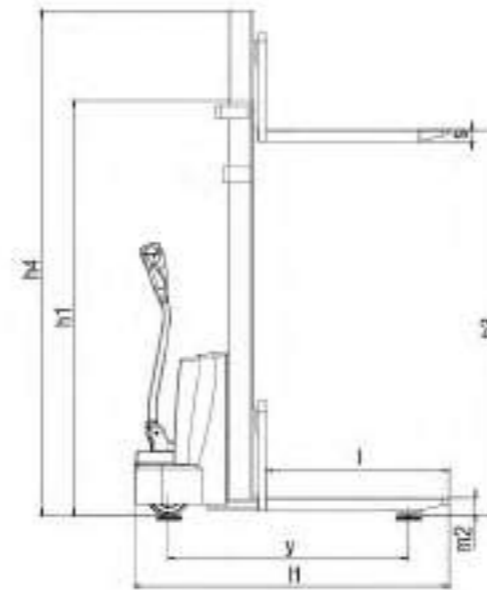


QDA E series

Electric Stacker

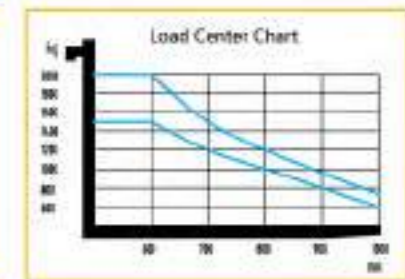
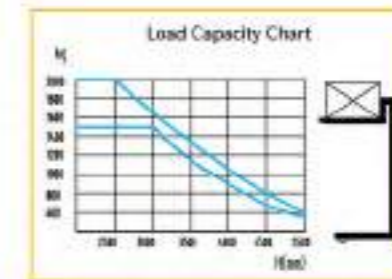
Lifting height:
1600mm, 2500mm, 3000mm

- With explosion-proof valve at the bottom of cylinder, even if the pipe burst, the mast will not rapidly decline.
- Curtis controller.
- Operating handle is on the side, allowing operators to work with greater vision.



- Precision electronic limit switches, control of the maximum lifting height, to prevent damage to the motor.
- Truck circuit lines in nylon casing, wiring clean and corrosion-resistant, oil resistant, abrasion resistant.
- Emergency reverse switch.
- Emergency power-off disconnect.

Model	QDA16E/QDA25E/QDA30E	
Drive Type	battery	
Operate Type	walkie	
Rated capacity	Q(kg)	1000/1200
Load center	c(mm)	500
Wheels	PU	
Lift height	h3(mm)	1600/2500/3000
Lowered mast height	h1(mm)	2080/1630/2080
Overall height	h4(mm)	2050/2950/3450
Min. fork height	h13(mm)	85
Overall length	l1(mm)	1750
Overall width	b1(mm)	790
Forks size	S _e /l(mm)	60/142/1070
Forks width	b5(mm)	570/660
Ground clearance	m2(mm)	30
Turning radius	Wa(mm)	1390
Drive speed, laden/unladen	Km/h	3.5/4
Lift speed, laden/unladen	m/s	0.1/0.2
Lower speed, laden/unladen	m/s	0.12/0.01
Max. gradient, laden/unladen	%	3/10
Travel brake	electromagnetic brake	
Drive motor power	kW	0.75
Lift motor power	kW	2
Battery voltage/rated capacity	V/Ah	24/75, 24/120
Noise level at operator's ear, according to DIN12053	dB(A)	<70





BDA

Semi-electric Stacker

Lever-assisted steering, reduces labor intensity, the service time is also increased by 3 times to chain steering.

- Strong mast material ensure high capacity.
- Explosion-proof valve in the pump, to avoid rapid decline to ensure the operator's safety.
- Over-discharge protection device greatly extends battery life.
- Foot brake is simple and easy to maintain.

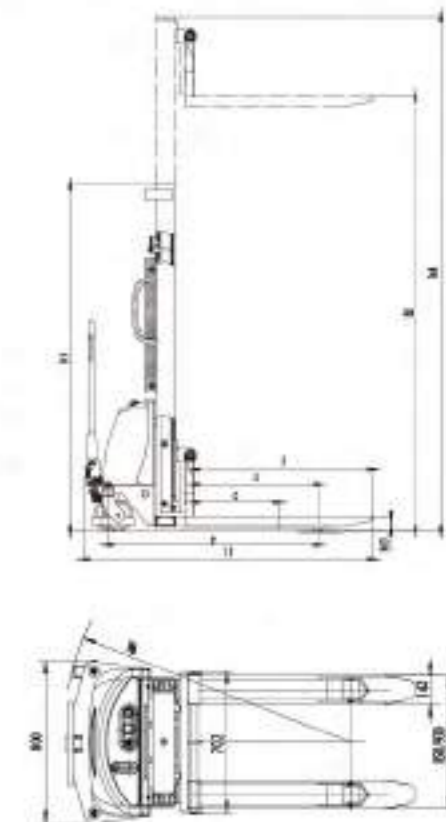
- Forks size:
- 1) Type A fixed forks 550x1150mm.
 - 2) Type B forged forks 200~800mmx1070mm.
 - 3) Type C adjustable forks 290~850(930)mmx1070mm.
 - 4) Different forks size are available for each type.



BDA-S

Adjustable straddle legs

Model	BDA			
Driving style	Manual			
Load capacity	Q(kg)	1000	1500	2000
Load center	C(mm)	500		
Net weight	kg	380	450	480
Wheel	nylon/PU			
Tyre size, front	mm	φ180x50		
Tyre size rear	mm	φ80x93		
Wheel, Quantity	mm	2/2		
Lowered mast height	h1(mm)	2085/1585/1835/2085/2235/2335		
Lifting height	h3(mm)	1600/2000/2500/3000/3300/3500		
Overall height	h4(mm)	2085/2410/2910/3410/3710/3910		
Overall length	l1(mm)	1735		
Overall width	b1(mm)	800		
Ground clearance	r2(mm)	26		
Min turning radius	Wa(mm)	1430		
Lifting speed with/without load	m/s	0.135/0.15		
Falling speed with/without load	m/s	hand control		
Battery voltage / rated capacity	V/Ah	12/100	12/115	12/115
Battery Size	mm	352X172X262	502X180X231	505X220X230



QDA

Electric Stacker

Lifting height:

1600mm, 2500mm, 3500mm
(double mast)

4500mm, 5000mm, 5500mm
(triplex mast)

- Double lift cylinder design, ensure accurate and smooth lift;
- Unique wide-view mast design greatly increase operator vision;
- With explosion-proof valve at the bottom of cylinder, even if the pipe burst, the mast will not rapidly decline.

Power Steering SYSTEM



Good Performance

AC drive system gives precise control, longer battery life; Aluminum cover, good heat dissipation for longer service life.

Top-class hydraulic pump, low noise, low vibration, good sealing, lower speed automatic adjustments to ensure smooth and reliable decline.

Precision electronic limit switches, control of the maximum lifting height, to prevent damage to the motor;

Back body cover can be disassembled quickly and easily, by removing the four bolts. The parts can be checked and replaced in the shortest time.

Easy Maintenance

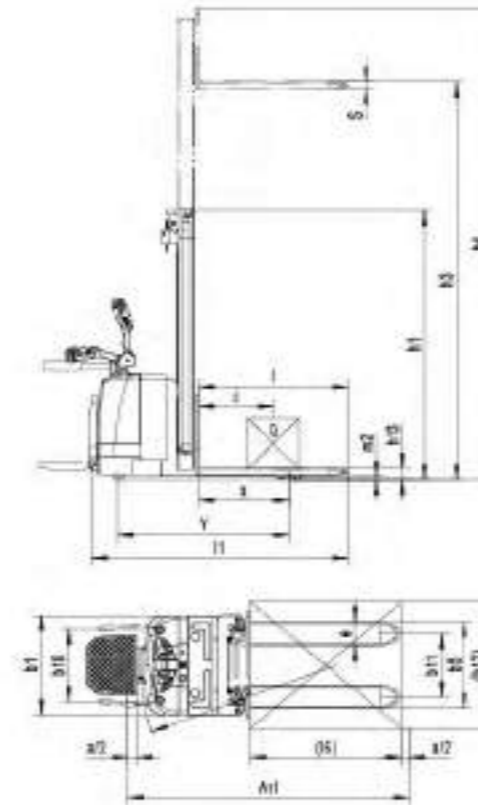
AC drive motor, no carbon brushes, free maintenance, reducing maintenance costs. Vertical drive motor make the inspection and repair more convenient, which performance much better than the transverse motor.

The design of integrated micro-switches, easy for replacement.

Battery cover is easy to open, convenient to add distilled water or electrolyte of the battery.

Display with hour time and battery status, to remind the operator to charge battery in time.

Controller self-diagnosis system, make troubleshooting easier.




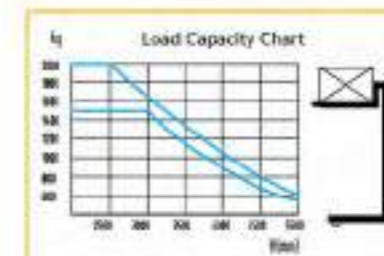
Safe & Reliable

Emergency reverse switch.

Emergency power-off disconnect.

Ergonomic design of the control handle for easy operation.

Model	QDA	
Drive	battery	
Load Capacity	Q(kg)	1500/2000
Load Center	c(mm)	600
Center of drive axle to fork	x(mm)	780
Wheelbase	Y(mm)	1355
Weight with battery	kg	1050/1220/1185/1350
Wheel	polyurethane	
Wheel Size, Front Wheel	mm	Φ250×75
Wheel Size, Rear Wheel	mm	Φ80×70
Additional wheel	mm	Φ115×50
Wheel numbers (x = drive wheel)	1x+2/4	
Thread, Front	ds(mm)	570
Thread, Rear	ds(mm)	570/685
Lowered Mast Height	A ₁ (mm)	2015/1765/2015/2265/ 2515/2000/2170/2340
Max. Lifting Height	A ₂ (mm)	1600/2500/3000/3300/ 3500/4500/5000/5500
Extended Mast Height	A ₃ (mm)	2150/3050/3550/4050/ 4550/5050/5550/6050
Lowered Fork Height	A ₄ (mm)	85
Overall Length	L(mm)	2010/2020
Overall Width	b ₁ (mm)	790
Fork dimensions	S/e/f(mm)	60/170/1150
Width over forks	b ₂ (mm)	570/685
Ground Clearance, center of wheelbase	m ₀ (mm)	25
Axis Width, with pallet 1000x1200 crosswise	A ₅ (mm)	2420
Axis Width, with pallet 800x1200 lengthwise	A ₆ (mm)	2360
Turning Radius	W ₀ (mm)	1600
Max. Gradient Performance, laden/unladen	%	8/10
Service Brake	Regenerative brake	
Drive motor power	kW	1.2/1.5
Lifting motor power	kW	3.3
Battery Voltage / nominal capacity	V/Ah	24/210
Battery Size (Length X Width X Height)	mm	650x197x530
Steering	Power steering	



QDA B series

Electric Stacker

- Lagless design, smaller turning radius.
- Module design, ensures dealers offer fast delivery, low spare parts to their customers.
- Full free lift, save operation space.

Option:

- Imported ZF transmission;
- Adjustable lift speed.



power steering



Ride-on platform
for option

Easy Maintenance

AC drive motor, no carbon brushes, free maintenance, reducing maintenance costs. Vertical drive motor make the inspection and repair more convenient, which performance much better than the transverse motor.

The design of integrated micro-switches, easy for replacement.

Battery cover is easy to open, convenient to add distilled water or electrolyte of the battery.

Display with hour time and battery status, to remind the operator to charge battery in time.

Controller self-diagnosis system, make troubleshooting easier.

Good Performance

AC drive system gives precise control, longer battery life; Aluminum cover, good heat dissipation for longer service life.

Top-class hydraulic pump, low noise, low vibration, good sealing, lower speed automatic adjustments to ensure smooth and reliable decline.

Precision electronic limit switches, control of the maximum lifting height, to prevent damage to the motor.

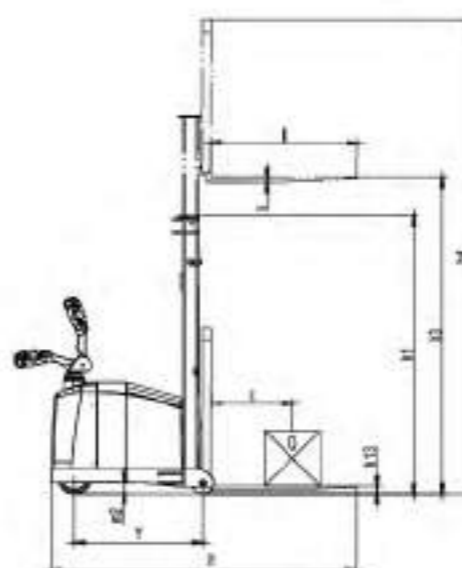
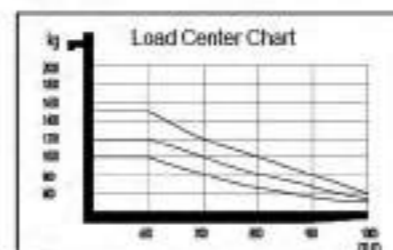
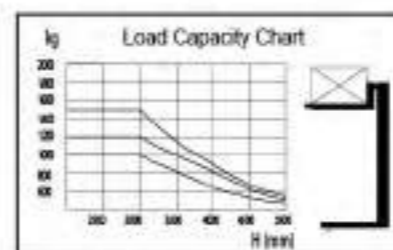
Back body cover can be disassembled quickly and easily, by removing the four bolts. The parts can be checked and replaced in the shortest time.

Safe & Reliable

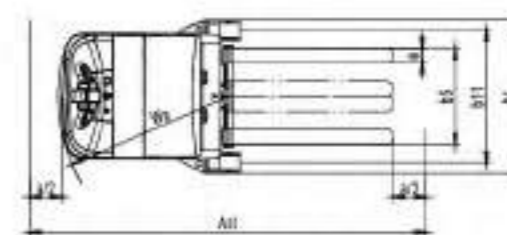
Emergency reverse switch.

Emergency power-off disconnect.

Ergonomic design of the control handle for easy operation.



Model	QDA10B/QDA12B/QDA15B	
Driving Model	Electric(battery)	
Operating	Stand driving	
Rated Capacity	Q(kg)	1000/1200/1500
Load Center Distance	c(mm)	300
Wheelbase	f(mm)	935/1150/1320
Service weight(with battery)	kg	2100/2200/2300
Wheels	polyurethane wheel	
Wheel dimension, front	mm	Φ250×75
Wheel dimension, rear	mm	Φ150×132
Wheel number, front/rear (x = driving wheel)	2x1	
Thread, rear	A ₁ (mm)	878
Max. Lift Height	A ₂ (mm)	2500/3000/3500/4000/4500/5000/5500
Free Lift Height	mm	300
Height, Fork Lowered	A ₃ (mm)	45
Extended Mast Height	A ₄ (mm)	3650/4150/4650/5150/5650/6150/6650
Lowered Mast Height	A ₅ (mm)	1810/2080/2330/2580/2088/2250/2420
Overall length	A ₆ (mm)	2380/2510/2688
Overall Width	A ₇ (mm)	1020
Fork Dimension	S/a/v(mm)	35×100×1070
Aisle Width, with pallet 1000x1200 crosswise	W ₁ (mm)	2400/2610/2788
Aisle Width, with pallet 800x1200 lengthwise	W ₂ (mm)	2530/2740/2918
Turning Radius	km/h	1140/1390/1598
Traveling Speed, full load/unload	m/s	4-4
Lifting Speed, full load/unload	m/s	0.09/0.12
Descending speed, full load/unload	%	0.12/0.09
Max. Gradient load/unload	%	5/10
Traveling Brake	Electromagnetic brake	
Driving Motor Power	kw	1.5
Lifting Motor Power	kw	3
Battery Voltage/Rated Capacity	V/Ah	24/210
Battery Weight	kg	190
Turning Mode	Electric Power System	
Noise Level at Operator* ±1σ, according to DIN12055	dB(A)	< 70



QDA Q series

Electric Reach Stacker


Max. Lifting Height of 5500mm enables for wide applications in warehouse and storage.

Capacity
1200/1500/2000kg

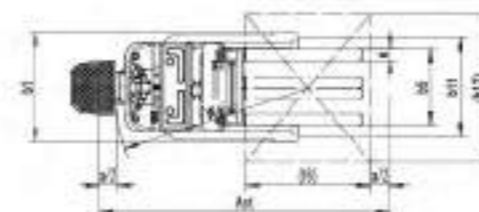
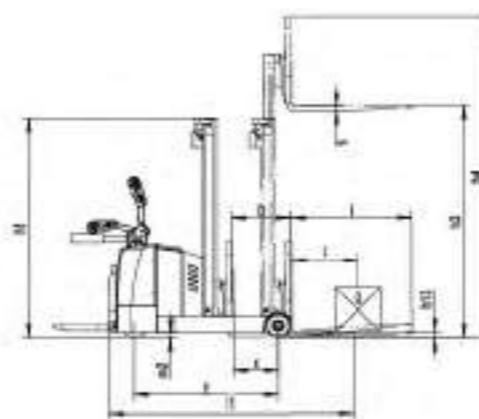
- AC drive system gives precise control, longer battery life; Aluminum cover, good heat dissipation for longer service life.
- Precision electronic limit switches, control of the maximum lifting height, to prevent damage to the motor;

- Emergency reverse switch.
- Emergency power-off disconnect.
- Ergonomic design of the control handle for easy operation.

- The design of integrated micro-switches, easy for replacement.
- Battery cover is easy to open, convenient to add distilled water or electrolyte of the battery.
- Display with hour time and battery status, to remind the operator to charge battery in time.
- Controller self-diagnosis system, make troubleshooting easier.



Cholift power steering system, reliable quality!



Model	QDA1200/QDA1500/QDA2000		
Driving Model	Electric(battery)		
Operating	Stand driving		
Rated Capacity	Q(kg)	1200/1500/2000	
Load Center Distance	c(mm)	500	
Load Distance, centre of drive axle to fork	x(mm)	445	
Wheelbase	Y(mm)	1280/1280/1380	
Service weight(with battery)	kg	1750/1950/2190	
Wheels	polyurethane wheel		
Wheel dimension, front	mm	Φ250×80	
Wheel dimension, rear	mm	Φ210×85	
Wheel number, front/rear (x = driving wheel)	1x/2		
Thread, rear	A ₁ (mm)	895	
Max. Lift Height	A ₀ (mm)	2500/3000/3500/4000/4500/5000/5500	
Lowered Mast Height	A ₁ (mm)	1750/2000/2250/2500/2090/2170/2340	
Extended Mast Height	A ₂ (mm)	3280/3750/4260/4760/5290/5760/6260	
Height, Fork Lowered	A ₃ (mm)	35	
Reach Distance	l ₁ (mm)	500	
Overall Length	l ₂ (mm)	2260/2260/2360	
Overall Width	A ₄ (mm)	980	
Fork Dimension	S/e/l(mm)	100/35/1070	
Fork Width	b(mm)	200-680	
Ground Clearance	m ₂ (mm)	50-110	
Aisle Width, with pallet 1000x1200 crosswise	A ₅ (mm)	2460	
Aisle Width, with pallet 800x1200 lengthwise	A ₆ (mm)	2560	
Turning Radius	φ ₂ (mm)	1500/1500/1600	
Max. Gradient, load/unload	%	5/8	
Traveling Brake	Electromagnetic brake		
Driving Motor Power	KW	1.2/1.5/1.5(AC)	
Lifting Motor Power	KW	3.3/4.5/4.5	
Battery Voltage/Rated Capacity	V/Ah	24/210	24/210 24/270
Battery Weight	Kg	200/200/260	
Turing Mode	Electric Power System		
Noise Level at Operator's Ear, according to DIN12063	dB(A)	<70	

power steering

Drum Stacker

- "C" steel mast, stable and reliable.
- High quality pump.
- Lift up with foot pedal or by hand winch.
- Used for steel drum or plastic drum.
- 360 degree tilt.

Model	SLV400A	
Load capacity	kg	400
Net weight	kg	161
Lifting height	mm	1550
Overall size	mm	1450x1000x2100
Wheel size	mm	Φ150x50
I.D. of legs	mm	640
O.D. of legs	mm	800
length of legs	mm	770



Model: SDA400A

Model	WB30	WB30A	
Capacity	kg	300	300
Drum size	mm	30~55 gallon steel, 210L plastic	
Flipping way		worm gear	chain wheel
Lifting way		manul & pedal	
Vertical height	mm	1300	
Horizontal height	mm	1500	
Tilting height	mm	1150	
Leg inner width	mm	720	
Wheel	mm	Φ200/Φ150	
Overall size	mm	1360x1030x2190	
Net weight	kg	135	132



Model: WB30



Model: WB30A

Drum Loader



Model: DT350A
Cap.: 350kg
Net weight: 45kg



Model: DE450C
Cap.: 450kg
Net weight: 21.5kg



Model: DTF450
Cap.: 450kg
Net weight: 45kg

Customized

- We can design and produce different models according to customer's need.
- They are widely apply in different warehouse and storage. we offer customers one-stop service, ensure with high efficiency, low maintenance products.
- PF, EF: fixed forks; PJ, EJ: adjustable forks; PS, EP: platform.



Model: E150
Cap.: 80/100/150kg
Min. platform height: 130mm
Max. lifting height: 1500/1700/2000mm



Model: PJ
Cap.: 400kg
Min. platform height: 85mm
Max. lifting height: 1200/1500/1700mm



Model: EP
Cap.: 200/400kg
Min. platform height: 85mm
Max. lifting height: 1200/1500/1700mm



Forks option A
550mm x 1150mm



Forks option B
200mm~800mm



Forks option C
290mm~850(930)mm

Forklift Jack



Model: FJ4(5)/FJ4B/FJ7A
Cap.: 5000/4000/7000kg
Min. height: 65/65/65mm
Max. height: 425/406/420mm
Net weight: 45/33/48kg

Hydraulic Jack



Model: LJ5/10/25
Cap.: 5000/10000/25000kg
Lifting range of toe: 25~230, 30~260, 58~273mm
Lifting range of top: 368~573, 420~650, 505~720mm
Net weight: 25/35/102kg

Drum Grab



Model: DG10
Single Drum Grab



Model: DG20
Double Drum Grab

Model		DG10	DG20
Capacity	kg	450	450x2
Drum Size	mm	55	55x2
Fork Centre	mm	560	660
Fork Size (LxW)	mm	140x55	178x55
Overall Size (LxWxH)	mm	1094x710x122	1170x1096x192
Net Weight	kg	55	90

Steel Jack



Model: SJL/SJ/MJ
Cap.: 1500—10000kg

- Steel jack MJ is developed in accordance with the latest safety regulation.
- With milled rack, geared wheels and tempered parts of driving gear.
- Suitable for lifting loads of any type. Lifting either with fixed toe or on clawed head.
- Safety crank with folding handle.

Shop Crane



Model: SA
Cap.: 500/1000kg

- Euro type.
- Heavy duty design.
- Relief valve to prevent overload.
- 25% overload testing before delivery.

Model: SC-A
Cap.: 500/1000/2000kg

- Foldable Type.
- Large capacity than normal shop cranes at 3 position.
- Chrome plated lifting piston-rod and pump piston-rod.
- Forged heavy duty swivel hook.



Model: DG360A
Cap.: 360kg
Overall size: 920x670x930mm
Net weight: 45kg



Model: DG720A
Cap.: 720kg
Overall size: 900x900x930mm
Net weight: 70kg

Full Electric Balance Crane



Manual



Semi-Electric



Balance Crane

Model		Manual SDD.6	Semi-electric DSD0.6	Electric DSDE0.6
Capacity	P1	kg	600	600
	P2	kg	500	500
	P3	kg	400	400
	P4	kg	300	300
Motor Power	Kw	-	0.8	0.8
Battery Capacity	Ah	-	60	60
Net Weight	kg	530	530	540



Model: DG1080A
Cap.: 1080kg
Overall size: 1550x1050x930mm
Net weight: 115kg



Model: DG1440A
Cap.: 1440kg
Overall size: 2150x1050x930mm
Net weight: 115kg



SJY Scissor Type Elevating Platform With Pulling Device (II)
0.5-6/0.5-7.5/0.5-9/0.5-11



FAWP Self-Propelled Aluminium Work Platform
7.5-2000/9-2000

Order Picker



SEP Semi-Electric Aerial Order Picker
2-2.7/2-3.3/2-4.0/2-4.5



FSEP Whole-Electromotion Aerial Order Picker
3-2.7/3-3.3/3-4.0/3-4.5

Model		SJY0.5-6	SJY0.5-7.5	SJY0.5-9	SJY0.5-11	FAWP7.5-2000	FAWP9-2000
Capacity	kg	500	500	500	500	200	150
Max. Platform Height	mm	6000	7500	9000	11000	7500	9000
Max. working Height	mm	8000	9500	11000	13000	9500	11000
Overall length	mm	2540	2540	2540	2540	1700	1700
Overall width	mm	1300	1300	1300	1300	1000	1000
Overall height	mm	1180	1300	1460	1580	2000	2100
Platform Size	mm	2100x1000	2200x1000	2200x1000	2200x1000	1800x700	1800x700
Lifting motor	V/kw	24/2.2	24/2.2	24/2.2	24/3	24/2.2	24/2.2
Battery	V/Ah	2x12/150	2x12/150	2x12/150	2x12/150	2x12/150	2x12/150
Charger	V/A	24/20	24/20	24/20	24/20	24/15	24/15
Overall weight	kg	950	1350	1600	1800	1100	1250

Model		SEP2-2.7	SEP2-3.3	SEP2-4.0	SEP2-4.5	FSEP3-2.7	FSEP3-3.3	FSEP3-4.0	FSEP3-4.5
Capacity	kg	200	200	200	200	300	300	300	300
Max. Platform Height	mm	2720	3100	4000	4500	2700	3300	4000	4500
Max. Machine Height	mm	4620	4900	5400	6100	4120	5000	5400	6000
Overall length	mm	1300	1300	1320	132	1530	1530	1620	1620
Overall width	mm	850	850	850	850	700	700	700	700
Overall height	mm	1760	2040	1830	2000	1830	2130	1840	2000
Platform Size	mm	600x600	600x640	600x640	600x640	600x640	600x640	600x640	1000x700
Lifting motor	V/kw	12/1.6	12/1.6	12/1.6	12/1.6	24/1.6	24/1.6	24/1.6	24/1.6
Battery	V/Ah	12/120	12/120	12/120	12/120	2x12/150	2x12/150	2x12/150	2x12/150
Charger	V/A	12/15	12/15	12/15	12/15	24/15	24/15	24/15	24/15
Overall weight	kg	270	320	380	420	430	450	660	680

Aerial Work Platform

- Canbus technology
- Proportional controls
- Safety brackets
- Low voltage alarm
- Emergency down button
- Charger protection
- Controller temperature protection
- Over loading protection



FSJY Self-Propelled Scissor Work Platform
0608/0810/1012/1214



FSJY Whole-Electromotion Scissor-Type Aloft Lifting Platform
6/8



FSJY Tiny Self-Propelled Scissor Work Platform
3/3-9



SJY Tiny Model Scissor Type Elevating Platform
0.3-3/0.3-3.9



SJY Scissor Type Elevating Platform (I)
0.5-6/0.5-7.5/0.5-9/0.5-11

Model		FSJY0608	FSJY0810	FSJY1012	FSJY1214	FSJY6	FSJY8	FSJY3	FSJY3.9
Capacity	kg	300	300	300	300	300	300	300	300
Max. Platform Height	mm	6000	8000	10600	11800	6000	8000	3000	3900
Max. working Height	mm	8300	10000	12600	13800	7100	9100	5000	5900
Overall length	mm	2400	2400	2400	2400	2050	2050	1180	1180
Overall width	mm	1150	1150	1150	1150	900	900	750	760
Overall height	mm	1190	1315	1440	1565	2150	2270	1830	1930
Platform Size	mm	2270x1150	2270x1150	2270x1150	2270x1150	1880x900	1880x900	1170x500	1170x600
Ground Clearance	mm	20	20	20	20	20	20	60	60
Min. turning Radius	mm	2100	2100	2100	2100	2000	2000	1200	1200
Up/Down speed	sec	40/50	40/50	70/80	70/80	40/50	40/50	20/30	20/30
Driving Wheel	mm	Φ381x127	Φ381x127	Φ381x127	Φ381x127	Φ305x100	Φ305x100	Φ230x80	Φ230x80
Driving motor	V/kw	24/3	24/3	24/3	24/3	2x24/0.5	2x24/0.5	2x24/0.4	2x24/0.4
Battery	V/Ah	4x6/210	4x6/210	4x6/210	4x6/210	2x12/150	2x12/150	2x12/80	2x12/80
Charger	V/A	24/25	24/25	24/25	24/25	24/15	24/15	24/15	24/15
Weight	kg	1800	2080	2480	2760	1500	1700	490	600

Model		SJY0.3-3	SJY0.3-3.9	SJY0.5-6	SJY0.5-7.5	SJY0.5-9	SJY0.5-11
Capacity	kg	300	300	500	500	500	500
Max. Platform Height	mm	3000	3900	6000	7500	9000	11000
Max. working Height	mm	5000	5900	8000	9500	11000	13000
Overall length	mm	1300	1300	2270	2270	2270	2270
Overall width	mm	790	790	1300	1300	1300	1300
Overall height	mm	1650	1750	1180	1300	1460	1580
Platform Size	mm	1170x500	1170x500	2200x1000	2200x1000	2200x1000	2200x1000
Up speed	sec	33	33	59	77	77	77
Lifting motor	V/kw	12/0.8	12/0.8	22/2.2	22/2.2	22/2.2	22/2.2
Charger	V/A	12/15	12/15	24/15	24/15	24/15	24/15
Overall weight	kg	360	420	650	1350	1600	1800